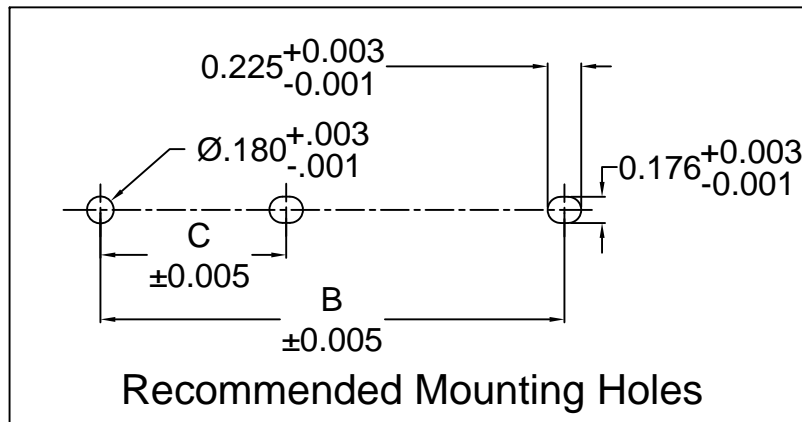
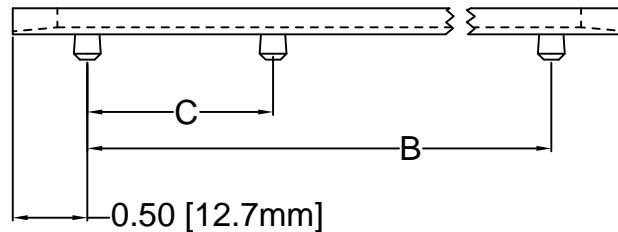
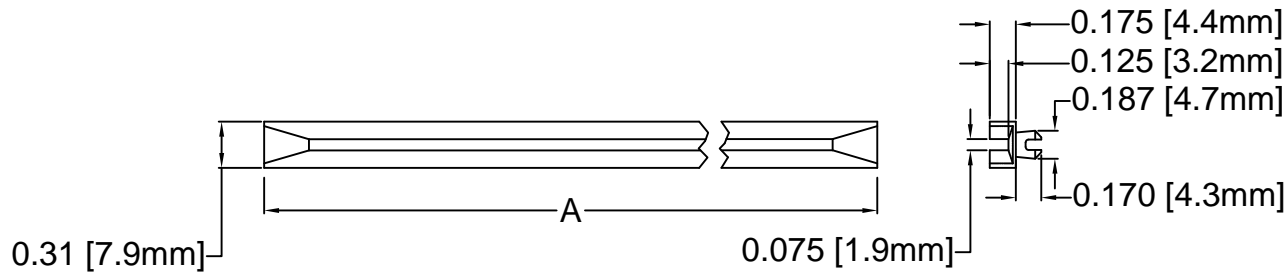


REV.	DESCRIPTION	DATE	APPROVED
J	Engineering Release	11/01/13	T. Y.
K	Removed Material Code	05/13/16	J. C.



PART NO.	A ±.032 (.8)	B ±.016 (.4)	C ±.008 (.2)
SDC-200	2.0 (50.8)	1.0 (25.4)	-
SDC-250	2.5 (63.5)	1.5 (38.1)	-
SDC-300	3.0 (76.2)	2.0 (50.8)	-
SDC-350	3.5 (88.9)	2.5 (63.5)	-
SDC-400	4.0 (101.6)	3.0 (76.2)	-
SDC-450	4.5 (114.3)	3.5 (88.9)	-
SDC-500	5.0 (127.0)	4.0 (101.6)	-
SDC-550	5.5 (139.7)	4.5 (114.3)	-
SDC-600	6.0 (152.4)	5.0 (127.0)	-
SDC-650	6.5 (165.1)	5.5 (139.7)	-
SDC-700	7.0 (177.8)	6.0 (152.4)	-
SDC-750	7.5 (190.5)	6.5 (165.1)	-
SDC-800	8.0 (203.2)	7.0 (177.8)	-
SDC-850	8.5 (215.9)	7.5 (190.5)	3.75 (95.3)
SDC-900	9.0 (228.6)	8.0 (203.2)	4.00 (101.6)
SDC-950	9.5 (241.3)	8.5 (215.9)	4.25 (108.0)
SDC-1000	10.0 (254.0)	9.0 (228.6)	4.50 (114.3)
SDC-1050	10.5 (266.7)	9.5 (241.3)	4.75 (120.7)
SDC-1100	11.0 (279.4)	10.0 (254.0)	5.00 (127.0)

- ALL DIMENSIONS IN INCHES, UNLESS OTHERWISE SPECIFIED.
- MATERIAL: NYLON 66, 94V-2, NATURAL.
- GENERAL SPECIFICATIONS: BIVAR MOLDED COMPONENT SPECIFICATION BV00-E101.

STANDARD TOLERANCE (UNLESS OTHERWISE SPECIFIED)		BIVAR [®] 4 THOMAS, IRVINE, CA. 92618 TEL: (949) 951-8808 FAX: (949) 951-3974	
<u>DECIMALS</u>	<u>ANGULAR</u>		
.X ± .1	X° ± 1°	TITLE: INTERCHANGEABLE SNAP-IN CARD GUIDE	
.XX ± .01			
.XXX ± .005		PART NO: SDC-XXX	
DESIGNED: D. Green	DATE: 11/26/02	REVISION K	
CHECKED: M. Chen	DATE: 11/26/02	CAGE CODE : 32559	
		SHEET # 1 OF 1	
CAD GENERATED DOCUMENT. DO NOT MEASURE DRAWING.			